



# Texas Township Community Connect

Together, Building a Safer Community Through  
Prevention, Preparedness & Response



**CREATE OR UPDATE YOUR PROFILE TODAY**

## 1 Create an account

Sign in for free and get started doing your part. It just takes your email, phone number and address.

## 2 Enter the info that matters most

Enter valuable information that can help us assist more effectively during an emergency.

## 3 Help your Fire Department when seconds count

That's it. Just keep us updated when things change overtime so we can always be prepared.

## WHAT KINDS OF INFORMATION CAN I PROVIDE?

Any information you provide through Community Connect is completely voluntary and based on what you are comfortable sharing. We have made it easy for you to know what may be important by organizing your secure portal into buckets of information you can enter.



**Your Property**



**Your People**



**Your Needs**



**Your Pets**

## HOW SECURE IS MY DATA AND HOW IS IT USED?

Data that you provide Community Connect is secure and is used only for the purpose of better serving you during emergency situations. Your information is never used for any other purpose. All logins are password protected with bank level encryption and security. If you're comfortable logging in to your online bank you'll be comfortable logging in to Community Connect.



Community Connect is  
**Safe & Secure**

# NEW ONLINE PROCESS FOR BURN PERMITS

Beginning **November 1**, all online applications for burn permits must be submitted through **Community Connect** — our secure public safety portal that helps residents share vital information with first responders.

**The current burn permit system, TexCom, will no longer be available after this date.**

This transition will streamline the application process, improve recordkeeping, and ensure our firefighters have accurate information when responding to calls.

**Please note: No changes have been made to the Texas Township Burn Ordinance.** What was previously permitted remains the same — only the online submittal process is changing.

Residents who prefer may still call the Fire Department at **(269) 375-4610** or apply in person during business hours at the station.

## HOW TO APPLY FOR A BURN PERMIT ONLINE:

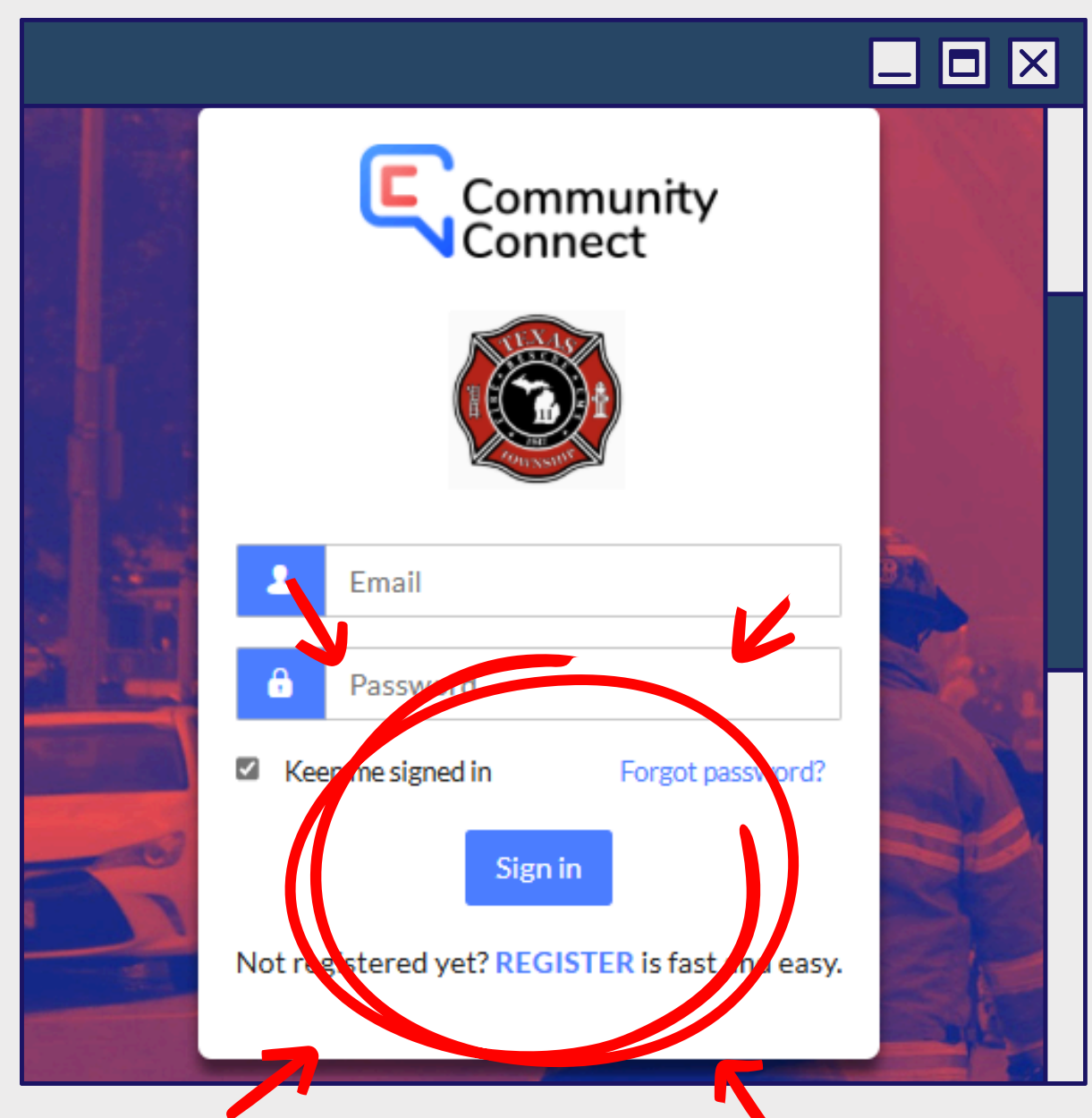
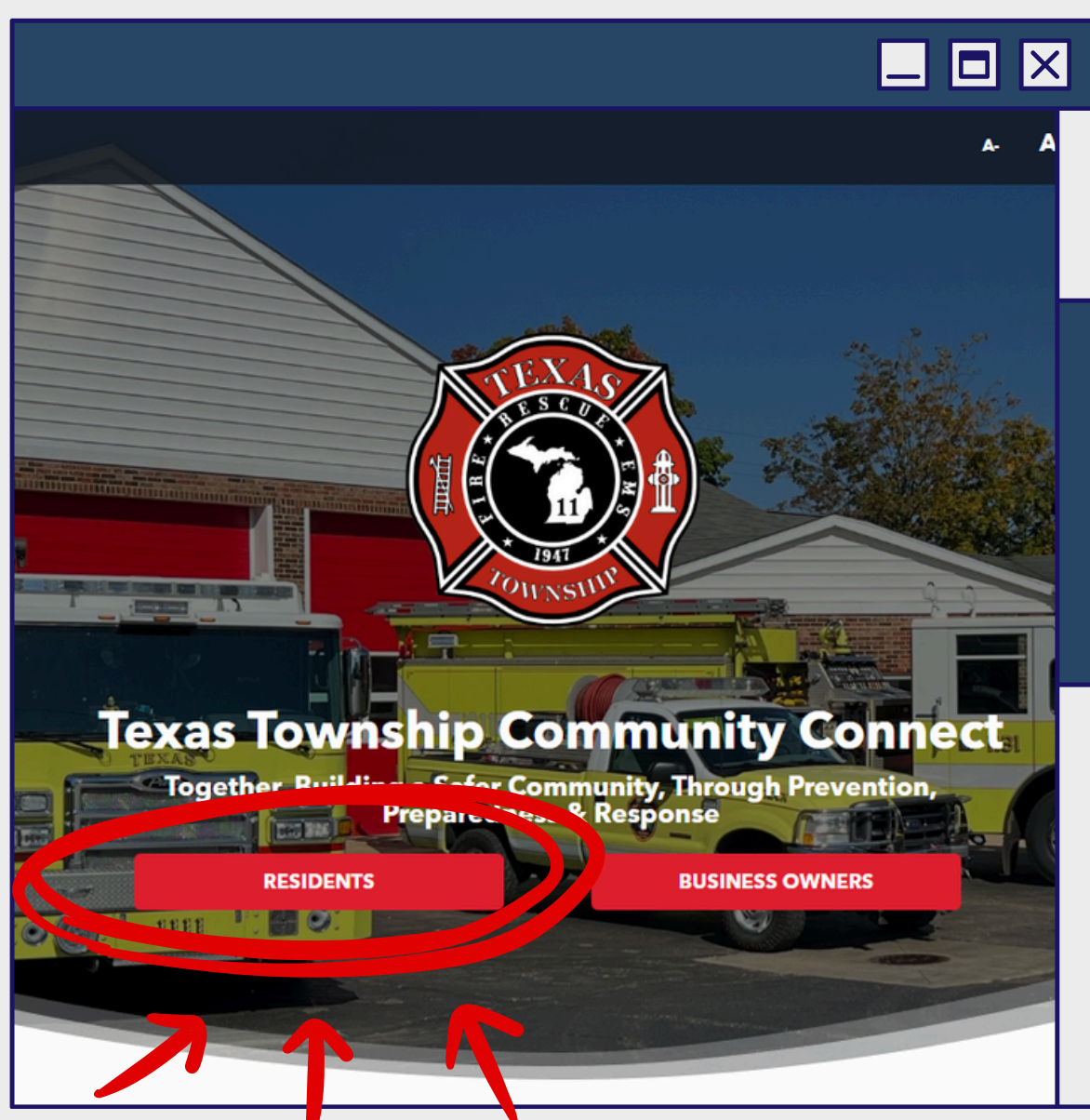
Visit the Texas Township Fire Department Community Connect Website at:

<https://www.communityconnect.io/info/mi-texastownship>

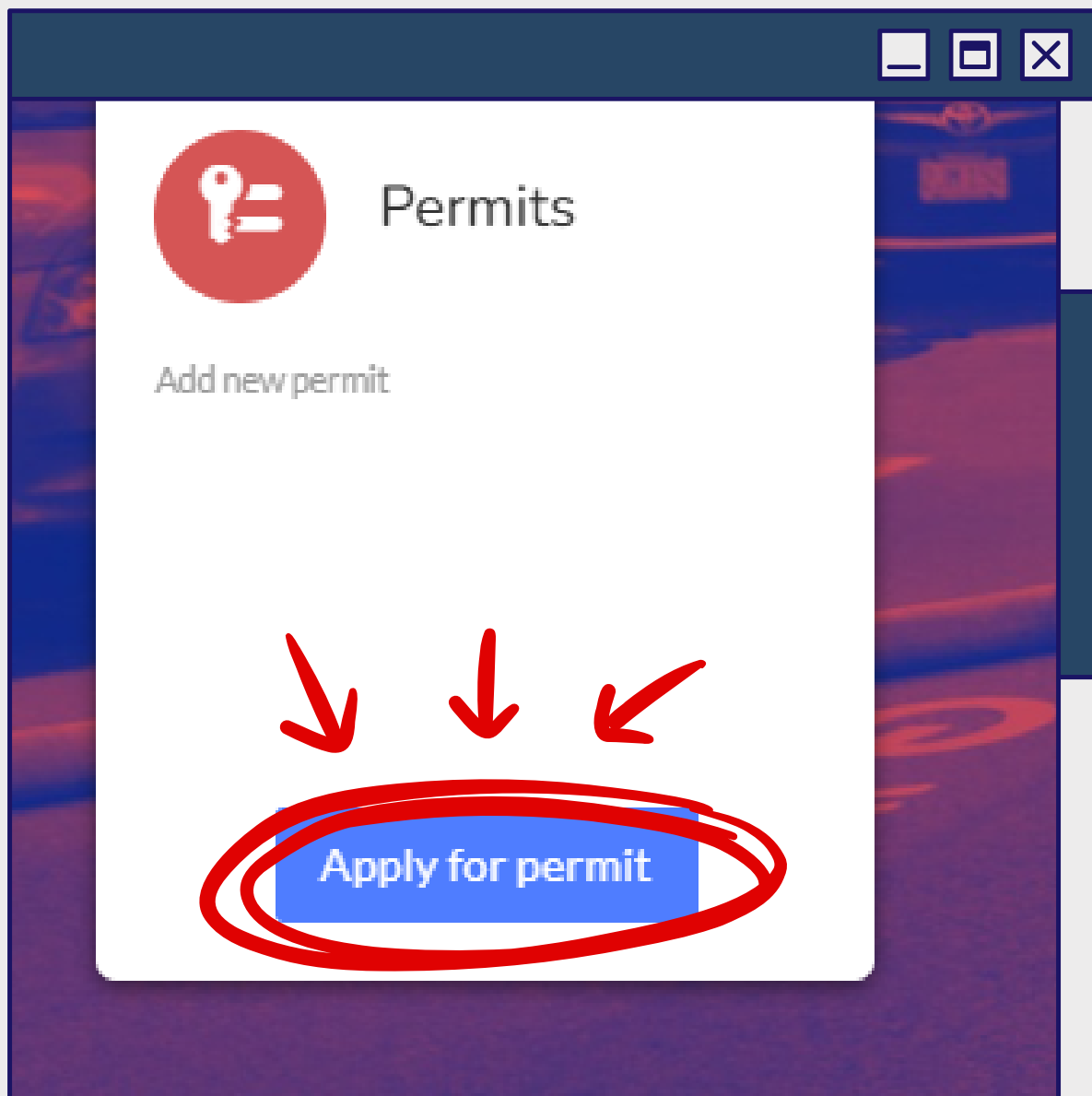


Or use the QR code:

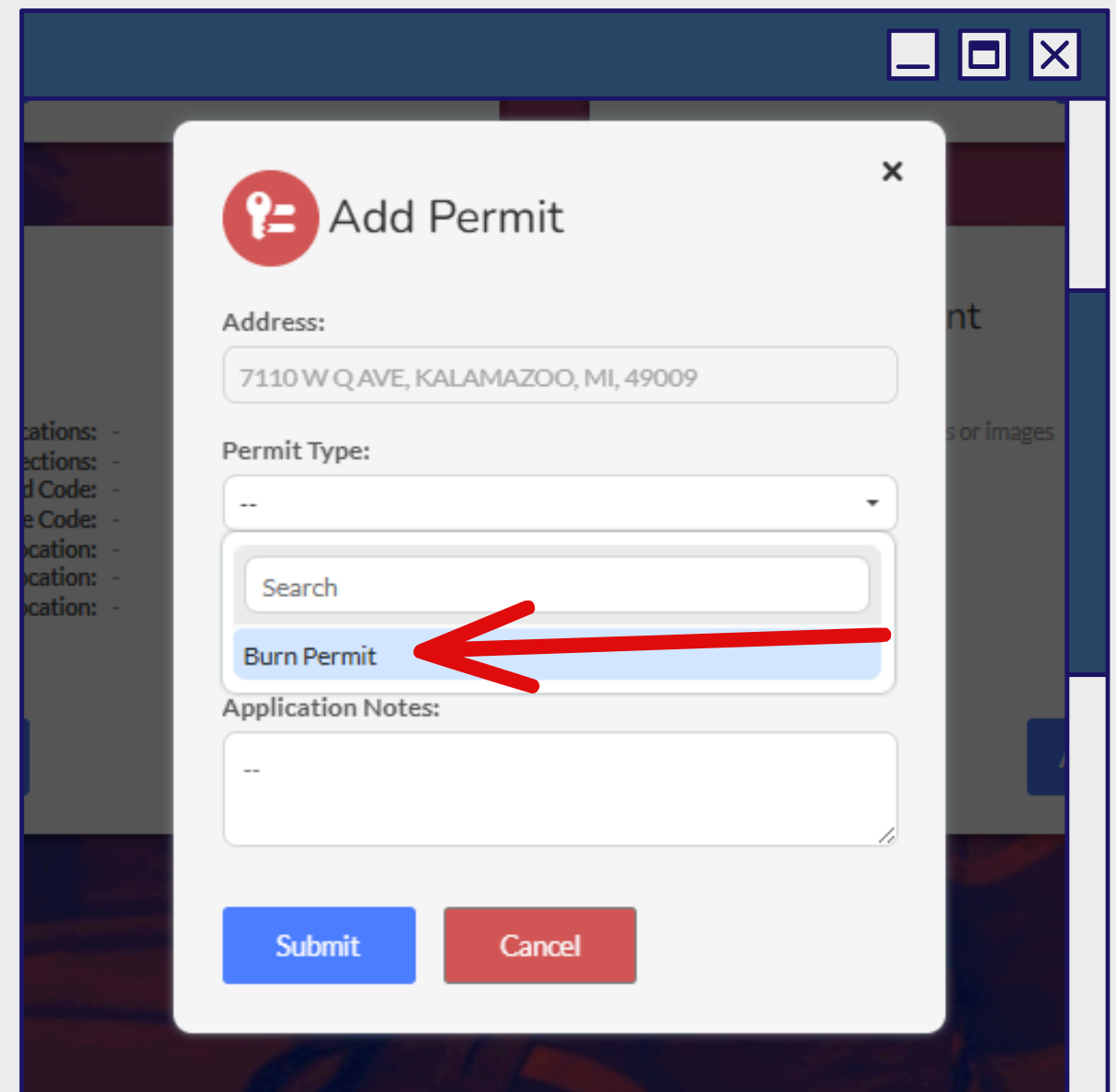
1. Select “RESIDENTS”.
2. Sign in or REGISTER for a new Community Connect account.



3. Select "Apply for permit".



4. Select "Burn Permit" under "Permit Type".



5. Indicate what you are burning: Brush & Vegetation, Leaves, or Grass.

6. Acknowledge that you have read and agree to the Texas Township Burning Ordinance.

7. Upload any photos or attachments (optional) and hit "Submit".

A screenshot of a web application window titled 'Add Permit'. It shows a form with fields for 'Address' (7110 W Q AVE, KALAMAZOO, MI, 49009) and 'Permit Type' (Burn Permit). The 'Permit Application Questions' section is circled in red. It contains two questions: 'What is being burned? (required)' with options 'Brush & Vegetation', 'Leaves', and 'Grass'; and 'Have you read the burning ordinance? (required)' with a 'Yes' option. To the right of the form, there is a link 'Texas Township Burning Ordinance.pdf' circled in red. Three red arrows point up towards this link. Below the form, there is an 'Application Received Date' field (10/15/2025), an 'Application Notes' field, and an 'Attachments' section with an 'Add Attachments' button. At the bottom are 'Submit' and 'Cancel' buttons. A red arrow points from the bottom left towards the 'Submit' button.